

Mergent Market Atlas



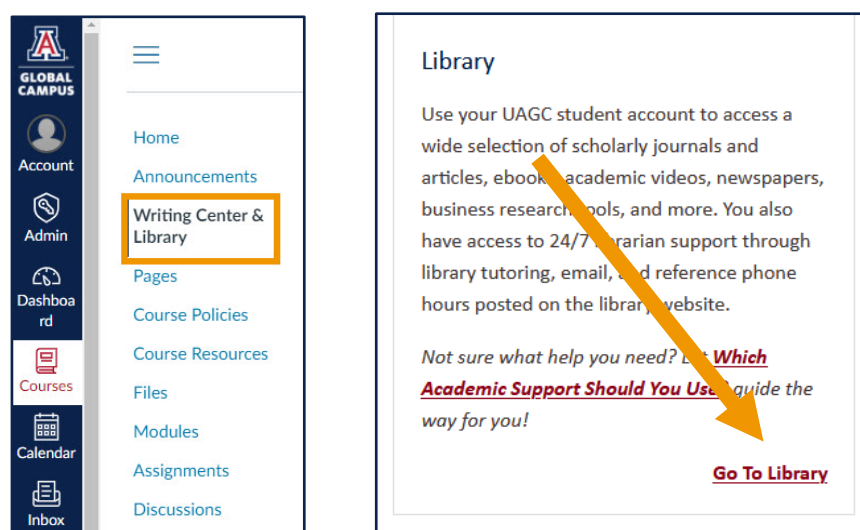
THE UNIVERSITY OF ARIZONA
GLOBAL CAMPUS
Library

The [Mergent Market Atlas database](#) provides comprehensive information on company financials, ratios, business segments, descriptions, sustainability, officers, and directors. Powerful and intuitive search capabilities combined with an easy-to-learn interface provide quick access to company, industry, index, ESG, and economic data views and reports.

[Click here to go directly to Mergent Market Atlas.](#)

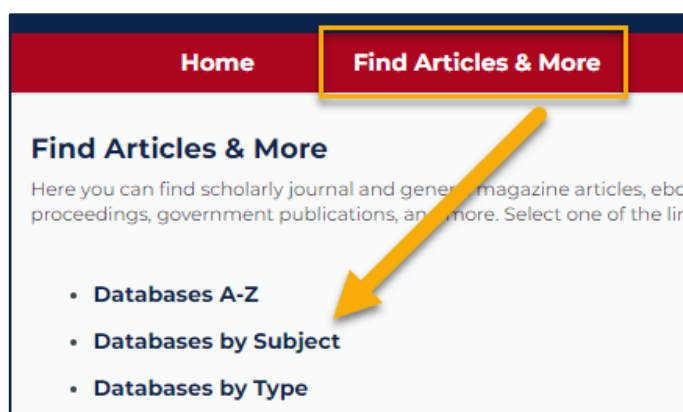
Accessing *Mergent Market Atlas* in the UAGC Library

- 1 Go to the Library Homepage
(access through Course Homepage or Student Portal)

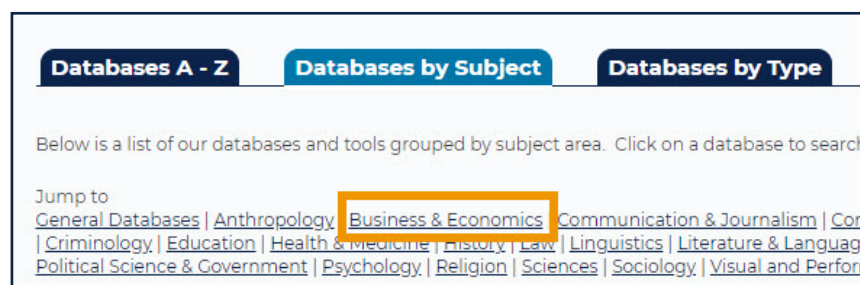


For a more complete guide to using Market Atlas, please visit the [Market Atlas Help Page](#).

- 2 Select “Find Articles & More” and then “Databases by Subject”



- 3 Select “Business & Economics”




- 4 Select “Mergent Market Atlas”



Navigating in *Mergent Market Atlas*

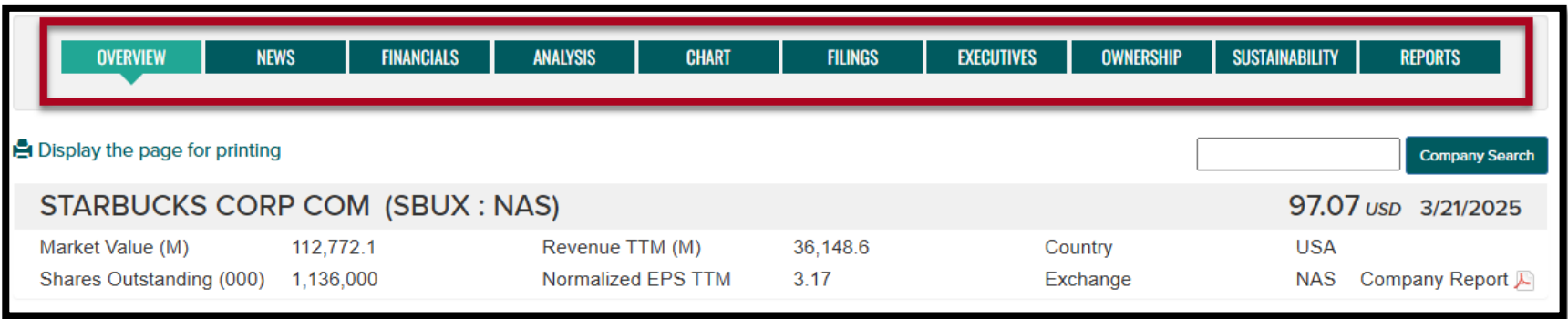
Navigate within Market Atlas using the menu of modules across the top:



- **Home:** Search for companies based on location, industry classification, and financial characteristics.
- **Company:** View details on a company’s business including financials, ratios, news, pricing, estimates, reports, filings, and much more.
- **Filings:** Search for company SEC filings over various time periods.
- **Ratings:** Search for and view LSEG Stock Reports plus company rating reports.
- **Sustainability:** Search for and review company Environmental, Social, and Governance data scores.
- **Industry:** View financial characteristics of ICB industries based on equally weighted, bottom-up calculations.
- **Index:** Examine Russell Index total return data through charts and tables.
- **Economic:** Study trends in macroeconomic data through charts and tables.
- **Country:** Access Dun & Bradstreet’s Country Insight reports.
- **Reports:** Access company fundamentals, rating, sustainability, and annual reports.

Company Information in *Mergent Market Atlas*

From the **Company** module or using the **Company Search** option at the top of the screen, enter a company name or stock symbol (e.g. **Stabucks** or **SBUX**). Use the subpages across the top of the selected company to view different company-specific information:



- **Overview:** Provides company business description, classification data, a one-year price chart, price performance data, and key financials, and ratios.
- **News:** Access news widgets for the latest articles related to market drivers. For more info, visit the [News Help Guide \(PDF\)](#).
- **Financials:** Access income statements, balance sheets, cash flow, ratio analysis, and more.
- **Analysis:** Investigate ratios, business segments, earnings and revenue, industry peers, and more.
- **Chart:** View company charts covering price, technical analysis, and fundamentals.
- **Filings:** Search for a company’s SEC or SEDAR regulatory filings.
- **Executives:** Provides a snapshot of the company’s current officers and directors.
- **Ownership:** Access to institutional ownership, insider holdings, and insider transactions.
- **Sustainability:** View FTSE Russell ESG Ratings measuring a company’s ESG risk and ratings.
- **Reports:** Access a variety of company PDF reports using the left navigation controls

Industry Information in *Mergent Market Atlas*

The **Industry** module enables the study and comparison of ICB Industries and Supersectors across a variety of nightly refreshed fundamental data factors. Equally weighted, bottom-up reconstructions of Industry group member data is based on company inclusion within the Russell 1000 index.



For a more complete guide to Industry Analysis in Mergent Market Atlas, visit the [Industry Analysis Reference Guide](#).

COMPARISONS

CHARACTERISTICS

MEMBERSHIP

REPORTS

ABOUT

HELP

Key Comparisons

Comparison Details

Scatter Charts

- View **Comparisons** of ICB Industries and Supersectors across growth, profitability and valuation themes
 - View bar charts of **Key Comparison** data, use the Industries/Supersector toggle to alternate chart contents.
 - View **Comparison Details** on different themes (Price Performance, Growth, Profitability, Valuation, Debt Ratios)
- Analyze **Characteristics** of Industries and Supersectors on different themes (Performance, Growth, Profitability, Valuation and Leverage)
- Use the **Membership** tab to view Reports and Scatter Charts on Industry and Supersector members.
- Reports:** Download Industry PDF reports from the Reports tab

D&B Country Reports in *Mergent Market Atlas*

Under the **Country** module, **D&B Country Risk Reports** review in detail country risks such as political unrest, economic crises and natural disasters.

D&B Country RiskLine Reports assess the risk of doing business in a country, given its economic, political and commercial situation.

Search by **Time Period**, **Report Type**, and **Region/Country** (drill down by Regions to view Country selection options).

Time Period:

1-Year

Report Type

☒ DnB Country Risk Profile

☐ DnB Country RiskLine Report

Region - Country

- ☒ All Regions
 - ☒ Africa
 - ☒ Asia Pacific
 - ☒ Eastern Europe
 - ☒ Middle East
 - ☒ The Americas
 - ☒ Western Europe

Citing Information from *Mergent Market Atlas*

Author. (Date of data). Title [Data set]. Publisher Name.

Example from Mergent Market Atlas:

Starbucks. (2023-2025). *Starbucks Corp. (SBUX : NAS): As reported annual balance sheet* [Data set]. Mergent Market Atlas.

For more information on citing your sources, visit the [UAGC Writing Center's APA Style Guide](#) for help.

Questions? Not finding what you need? [Reach out to a librarian!](#)